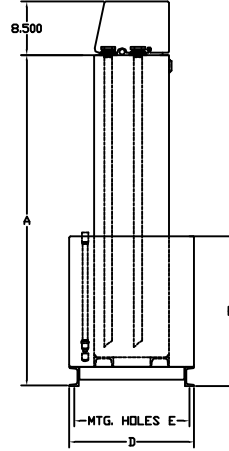
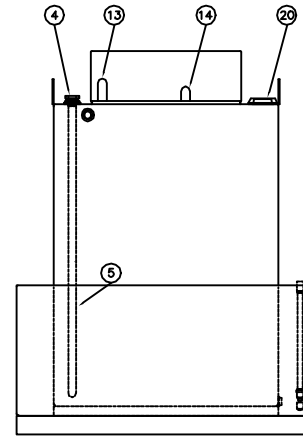


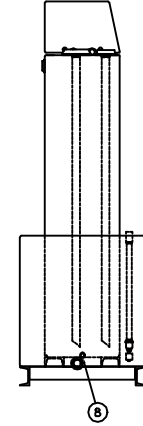
FRONT VIEW



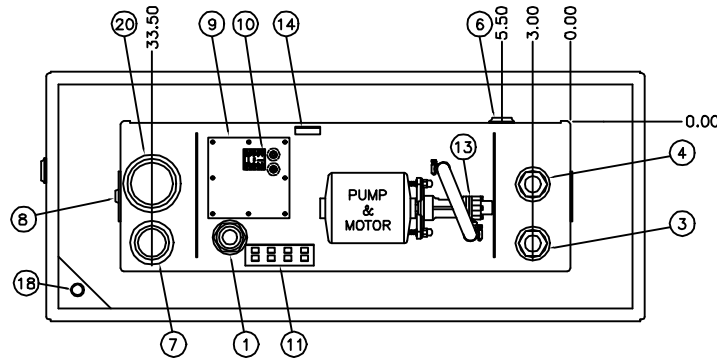
RIGHT SIDE VIEW



REAR VIEW



LEFT SIDE VIEW



PLAN VIEW  
(SCALE: 2X)

DIM.	25 GAL.	50 GAL.	60 GAL.	75 GAL.	100 GAL.
A	28.00	52.00	52.00	52.00	52.00
B	48.00	48.00	48.00	48.00	48.00
C	47.00	47.00	47.00	47.00	47.00
D	20.00	20.00	20.00	20.00	28.00
E	18.50	18.50	18.50	18.50	26.50
F	2.00	20.00	24.00	28.00	26.00
VENT	2"	2"	3"	3"	3"

DESCRIPTION OF STANDARD EQUIPMENT	
1	1 1/2" NPT FOR FUEL LEVEL GAUGE
2	3/8" NPT FUEL INLET TO PUMP
3	1 1/2" x 1" NPT ENGINE FUEL SUPPLY W/PIPE STEM
4	1 1/2" x 1" NPT ENGINE FUEL RETURN W/PIPE STEM
5	1" NPT PIPE STEMS FOR ENGINE SUPPLY & RETURN
6	1" NPT OVERFLOW TO MAIN STORAGE TANK
7	2" NPT VENT FOR TANK TO ATMOSPHERE
8	3/8" NPT DRAIN FOR TANK (PLUGGED)
9	6 1/2" X 6 1/2" INSPECTION PLATE
10	PUMP AND ALARM SENSORS
11	CONTROL PANEL
12	REMOVABLE COVER
13	FUEL INLET THRU COVER
14	ELECTRICAL INLET THRU COVER
15	4" x 4" 7 GAUGE LIFTING LUG
18	NPT FOR OPTIONAL LEAK DETECTOR
ADDITIONAL EQUIPMENT FOR U/L LISTED	
20	U/L EMERGENCY RELIEF VENT FOR TANK
CONSTRUCTION NOTES	
TANK TOP,BOTTOM & SHELL - 12 GAUGE	
DIMENSIONS SUBJECT TO CHANGE WITHOUT NOTICE	
DAY TANK	
PY25T - PY100T (25 - 100 GALLONS)	
TRIM WITH RUPTURE BASIN	
<b>PRYCO INC.</b> MECHANICSBURG, IL	
DRAWN BY: RES	SEE DRAWING: NONE
CHECKED BY: DJW	SCALE: NONE
DATE: 07-24-2000	DWG. NUMBER: TRM-B SW RB