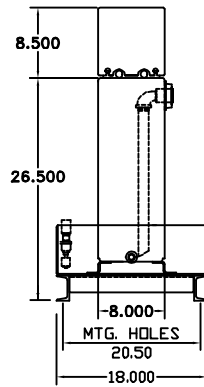
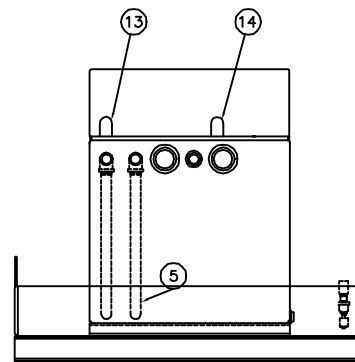


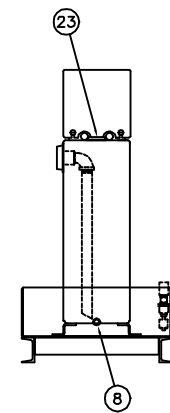
FRONT VIEW



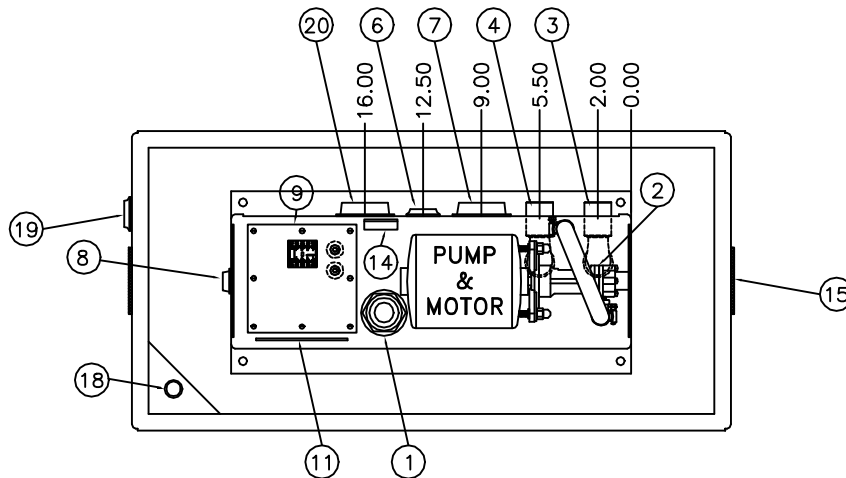
RIGHT SIDE VIEW



REAR VIEW



LEFT SIDE VIEW



PLAN VIEW  
(SCALE: 2X)

DESCRIPTION OF STANDARD EQUIPMENT

- 1 1 1/2" NPT FOR FUEL LEVEL GAUGE
- 2 3/8" NPT FUEL INLET TO PUMP
- 3 1" NPT ENGINE FUEL SUPPLY W/PIPE STEM
- 4 1" NPT ENGINE FUEL RETURN W/PIPE STEM
- 5 1" NPT PIPE STEMS FOR ENGINE SUPPLY & RETURN
- 6 1" NPT OVERFLOW TO MAIN STORAGE TANK
- 7 2" NPT VENT FOR TANK TO ATMOSPHERE
- 8 3/8" NPT DRAIN FOR TANK (PLUGGED)
- 9 6 1/2" X 6 1/2" INSPECTION PLATE
- 10 PUMP AND ALARM SENSORS
- 11 CONTROL PANEL
- 12 REMOVABLE COVER
- 13 ELECTRICAL INLET THRU COVER
- 14 FUEL INLET THRU COVER
- 15 7 GAUGE LIFT LUG
- 18 NPT FOR OPTIONAL LEAK DETECTOR
- 19 1" NPT FOR RUPTURE BASIN DRAIN (PLUGGED)

ADDITIONAL EQUIPMENT FOR U/L LISTED

- 20 2" NPT U/L EMERGENCY RELIEF VENT FOR TANK

CONSTRUCTION NOTES

TANK TOP, BOTTOM & SHELL - 12 GAUGE  
DIMENSIONS SUBJECT TO CHANGE WITHOUT NOTICE

DAY TANK  
PY10T (10 GALLONS)  
TRIM WITH RUPTURE BASIN  
**PRYCO INC.**  
MECHANICSBURG, IL

DRAWN BY: RES	SEE DRAWING: NONE
CHECKED BY: DJW	SCALE: NONE
DATE: 07-24-2000	DWG. NUMBER: TRIM-PY10 SW RB