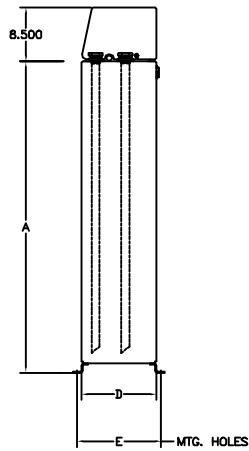
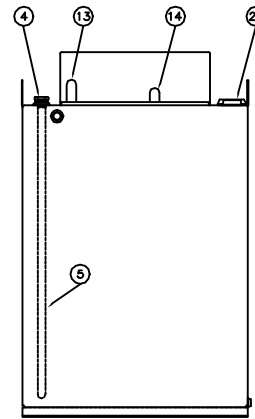



FRONT VIEW



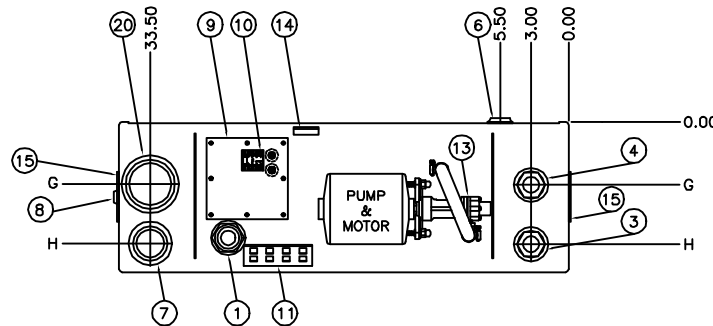
RIGHT SIDE VIEW



REAR VIEW



LEFT SIDE VIEW



PLAN VIEW  
(SCALE: 2X)

DIM.	25 GAL.	50 GAL.	60 GAL.	75 GAL.	100 GAL.
A	25.00	48.50	48.50	48.50	48.50
B	36.00	36.00	36.00	36.00	36.00
C	35.00	35.00	35.00	35.00	35.00
D	8.00	8.00	10.00	12.00	16.00
E	9.50	9.50	11.50	13.50	17.50
G	2.00	2.00	3.00	5.00	4.00
H	6.00	6.00	7.75	9.75	12.00
VENT	2"	2"	3"	3"	3"

DESCRIPTION OF STANDARD EQUIPMENT

- 1 1 1/2" NPT FOR FUEL LEVEL GAUGE
- 2 3/8" NPT FUEL INLET TO PUMP
- 3 1 1/2" x 1" NPT ENGINE FUEL SUPPLY W/PIPE STEM
- 4 1 1/2" x 1" NPT ENGINE FUEL RETURN W/PIPE STEM
- 5 1" NPT PIPE STEMS FOR ENGINE SUPPLY & RETURN
- 6 1" NPT OVERFLOW TO MAIN STORAGE TANK
- 7 2" NPT VENT FOR TANK TO ATMOSPHERE
- 8 3/8" NPT DRAIN FOR TANK (PLUGGED)
- 9 6 1/2" X 6 1/2" INSPECTION PLATE
- 10 PUMP AND ALARM SENSORS
- 11 CONTROL PANEL
- 12 REMOVABLE COVER
- 13 FUEL INLET THRU COVER
- 14 ELECTRICAL INLET THRU COVER
- 15 4" x 4" 7 GAUGE LIFTING LUG

ADDITIONAL EQUIPMENT FOR U/L LISTED

- 20 U/L EMERGENCY RELIEF VENT FOR TANK

CONSTRUCTION NOTES

TANK TOP, BOTTOM & SHELL - 12 GAUGE  
DIMENSIONS SUBJECT TO CHANGE WITHOUT NOTICE

DAY TANK  
PY25T - PY100T (25 - 100 GALLONS)  
TRIM



PRYCO INC.  
MECHANICSBURG, IL

DRAWN BY: RES	SEE DRAWING: NONE
CHECKED BY: DJW	SCALE: NONE
DATE: 07-24-2000	DWG. NUMBER: TRM-B SW