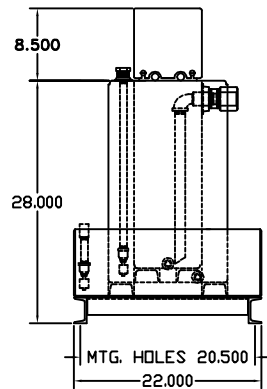
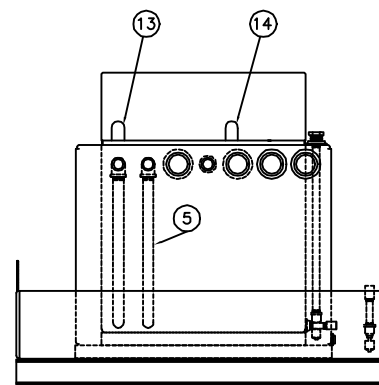


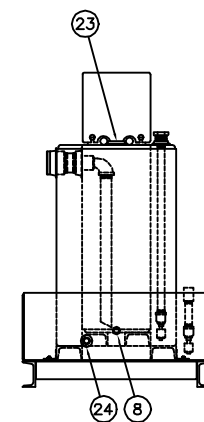
FRONT VIEW



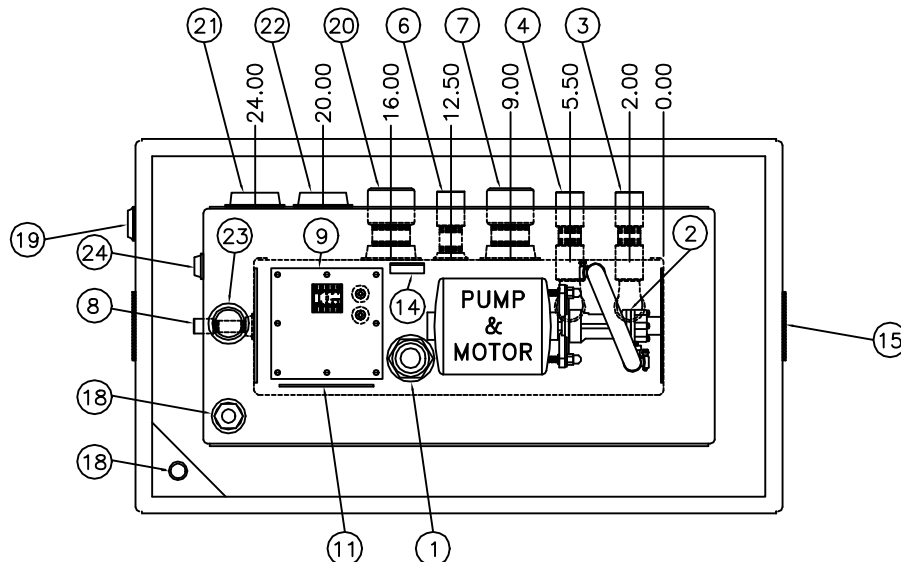
RIGHT SIDE VIEW



REAR VIEW



LEFT SIDE VIEW



PLAN VIEW
(SCALE: 2X)

DESCRIPTION OF STANDARD EQUIPMENT	
1	1 1/2" NPT FOR FUEL LEVEL GAUGE
2	3/8" NPT FUEL INLET TO PUMP
3	1" NPT ENGINE FUEL SUPPLY W/PIPE STEM
4	1" NPT ENGINE FUEL RETURN W/PIPE STEM
5	1" NPT PIPE STEMS FOR ENGINE SUPPLY & RETURN
6	1" NPT OVERFLOW TO MAIN STORAGE TANK
7	2" NPT VENT FOR TANK TO ATMOSPHERE
8	3/8" NPT DRAIN FOR TANK (PLUGGED)
9	6 1/2" X 6 1/2" INSPECTION PLATE
10	PUMP AND ALARM SENSORS
11	CONTROL PANEL
12	REMOVABLE COVER
13	FUEL INLET THRU COVER
14	ELECTRICAL INLET THRU COVER
15	4" X 4" 7 GAUGE LIFTING LUG
18	NPT FOR OPTIONAL LEAK DETECTOR SWITCH
19	1" NPT FOR RUPTURE BASIN DRAIN
22	2" NPT VENT FOR DOUBLE WALL TO ATMOSPHERE
23	1 1/4" NPT DOUBLE WALL INSPECTION FITTING (PLUGGED)
24	3/8" NPT DOUBLE WALL DRAIN (PLUGGED)
ADDITIONAL EQUIPMENT FOR U/L LISTED	
20	2" NPT U/L EMERGENCY RELIEF VENT FOR TANK
21	2" NPT U/L EMERGENCY RELIEF VENT FOR DOUBLE WALL

CONSTRUCTION NOTES

TANK TOP, BOTTOM & SHELL - 12 GAUGE
DIMENSIONS SUBJECT TO CHANGE WITHOUT NOTICE

DAY TANK
PY10T (10 GALLONS)
TRIM WITH DOUBLE WALL & RUPTURE BASIN

PRYCO INC.
MECHANICSBURG, IL

DRAWN BY: RES	SEE DRAWING: NONE
CHECKED BY: DJW	SCALE: NONE
DATE: 07-24-2000	DWG. NUMBER: TRIM-PY10T DW RB