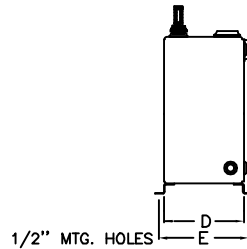
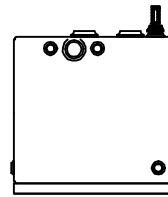


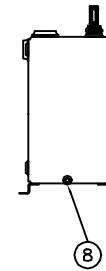
FRONT VIEW



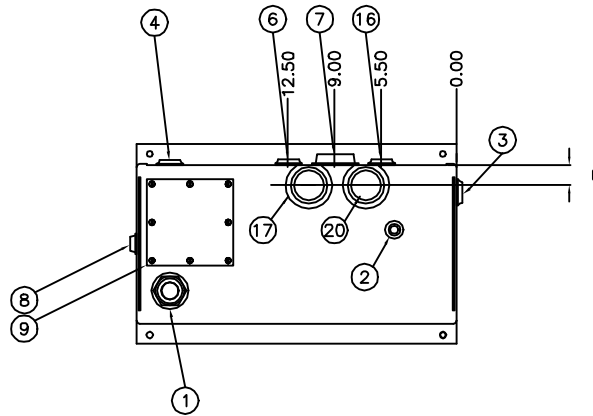
RIGHT SIDE VIEW



REAR VIEW



LEFT SIDE VIEW



ENLARGED TOP VIEW

DIM.	10 GAL.	15 GAL.	25 GAL.
A	14.00	20.00	25.00
B	24.00	24.00	24.00
C	23.00	23.00	23.00
D	12.00	12.00	12.00
E	13.50	13.50	13.50
G	2.00	2.00	2.00
VENT	2"	2"	2"

DESCRIPTION OF STANDARD EQUIPMENT

1	1 1/2" NPT FOR FUEL LEVEL GAUGE
2	3/8" NPT INLET TO TANK(PLUGGED)
3	1" NPT ENGINE FUEL SUPPLY
4	1" NPT ENGINE FUEL RETURN
6	1" NPT OVERFLOW TO MAIN STORAGE TANK
7	2" NPT ATMOSPHERIC VENT FOR TANK
8	1/4" NPT TANK DRAIN
9	6 1/2" X 6 1/2" REMOVABLE INSPECTION PLATE
16	1" NPT ALTERNATE FUEL RETURN
17	2" NPT FOR MANUAL FILL

ADDITIONAL EQUIPMENT FOR U/L LISTED

20	NPT FOR U/L EMERGENCY RELIEF VENT
----	-----------------------------------

CONSTRUCTION NOTES

TANK TOP,BOTTOM & SHELL - 12 GAUGE
 DIMENSION SUBJECT TO CHANGE WITHOUT NOTICE

MANUAL DAY TANK
 PY10 - PY25 (10-25 GALLONS)

PRYCO INC.
 MECHANICSBURG, IL

DIMENSIONS
 IN INCHES

DRAWN BY: RES
 CHECKED BY: D.J.W.
 DATE: 07-20-2000

SHEET NO:1 OF 1
 SCALE: 1 = 25
 DWG NUMBER: MAN-A SW