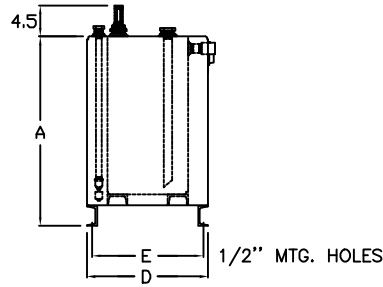
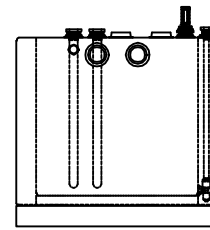


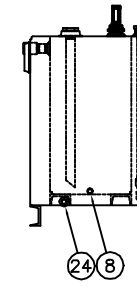
FRONT VIEW



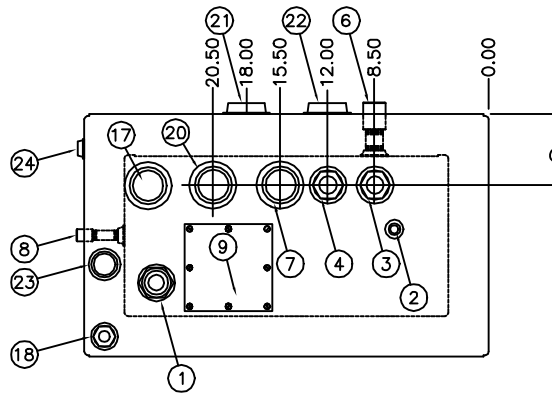
RIGHT SIDE VIEW



REAR VIEW



LEFT SIDE VIEW



ENLARGED TOP VIEW

DIM.	10 GAL.	15 GAL.	25 GAL.
A	17.00	23.00	28.00
B	30.00	30.00	30.00
C	28.50	28.50	28.50
D	18.00	18.00	18.00
E	16.50	16.50	23.00
G	5.00	5.00	5.00
20	2"	2"	2"
21	2"	2"	2"

DESCRIPTION OF STANDARD EQUIPMENT	
1	1 1/2" NPT FOR FUEL LEVEL GAUGE
2	3/8" NPT FUEL INLET TO TANK (PLUGGED)
3	1 1/2" X 1" NPT ENGINE FUEL SUPPLY
4	1 1/2" X 1" NPT ENGINE FUEL RETURN
5	1" NPT PIPE STEMS FOR ENGINE FUEL SUPPLY & RETURN
6	1" NPT OVERFLOW TO MAIN STORAGE TANK
7	2" NPT ATMOSPHERIC VENT FOR TANK
8	3/8" NPT TANK DRAIN
9	6 1/2" X 6 1/2" REMOVABLE INSPECTION PLATE
17	2" NPT FOR MANUAL FILL
18	1" X 1/2" NPT FOR OPTIONAL DOUBLE WALL LEAK DETECTOR
22	2" NPT ATMOSPHERIC VENT FOR DOUBLE WALL
23	1 1/4" NPT FOR DOUBLE WALL INSPECTION(PLUGGED)
24	3/8" NPT DOUBLE WALL DRAIN

ADDITIONAL EQUIPMENT FOR U/L LISTED

20	U/L EMERGENCY RELIEF VENT FOR TANK (SEE CHART)
21	U/L EMERGENCY RELIEF VENT FOR DOUBLE WALL (SEE CHART)

CONSTRUCTION NOTES

TANK TOP,BOTTOM & SHELL - 12 GAUGE
 DOUBLE WALL TOP,BOTTOM & SHELL - 12 GAUGE
 DIMENSION SUBJECT TO CHANGE WITHOUT NOTICE

MANUAL DAY TANK
 PY10 - PY25 (10-25 GALLONS)
 WITH DOUBLE WALL

PRYCO INC.
 MECHANICSBURG, IL

DIMENSIONS
 IN INCHES

DRAWN BY: RES
 CHECKED BY: R.J.W.
 DATE: 07-20-2000

SHEET NO: 1 OF 1
 SCALE: 1 = 25
 DWG NUMBER:MAN-A DW