



An 8000 GVW Tandem Trailer, Model Number PTT8000, With A 150 Gallon Sub-Base Tank.


When portability is essential, Pryco tank-trailers is a must. The tank, a sub-base tank (sold separately), is integrated into the design of the trailer. The actual design centers around the make and model of the gen-set and required total gross vehicle weight (GVW).

The trailer frame and tongue are formed with extra heavy 7-gauge steel. The fenders and step pads are made of heavy gauge formed steel. The step pads also include non-skid surfaces.

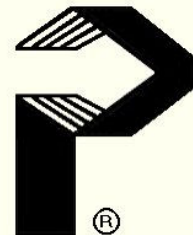
Standard equipment includes:


- USDOT required lighting package:
 - Protected Brake Lights
 - Park Lights
 - Turn Lights
 - Side marker Lights
 - License Plate Bracket
- 3-foot Heavy Duty Safety Chains
- Sand Shoe Tongue Jack
- Ball Coupler
- Primer & Light Gray Enamel Finish or An Industrial Color Of Choice

Optional accessories are shown on the next page.



Rugged, heavy-gauge steel protects brake lights, turn lights and rear amber lights. Other lights are recessed into frame and fender steps.





SINGLE AXLE TRAILERS

MODEL NUMBER	GVW (In lbs.)
PTS1000	1000
PTS2000	2000
PTS3500	3500
PTS4000	4000
PTS5000	5000
PTS6000	6000

TANDEM AXLE TRAILERS

MODEL NUMBER	GVW (In lbs.)
PTT4000	4000
PTT5000	5000
PTT6000	6000
PTT7000	7000
PTT8000	8000
PTT9000	9000
PTT10000	10,000
PTT12000	12,000

TRAILER OPTIONS

OPT#	DESCRIPTION
600	PARKING BRAKE with Hydraulic Actuator/Coupler
610	ELECTRIC BRAKES
611	- Single Axle 3,500 lbs.
612	- Tandem Axle 7,000 lbs.
	- Tandem Axle 12,000 lbs.
620	SURGE HYDRAULIC BRAKES
621	- Single Axle 6,000 lbs.
	- Tandem Axle 12,000 lbs.
630	STABILIZER JACK (Pair) - 1,200 lbs. each
640	SWIVEL JACK and WHEEL
650	TOWING RING
651	ADJUSTABLE COUPLER and TOWING RING (Trailer Capacity Priced)
652	BREAK-AWAY KIT (Electric Brakes Only)
670	PAINT (other than Pryco Gray)
671	- Single Axle
	- Tandem Axle

Pryco builds tank/trailers to your specifications.